



# Performance Curves

## Alfa Laval LKH-85, 50 Hz / 60 Hz

50 Hz  
 Motor: **3000 rpm. synchr.**  
 Tolerance:  $\pm 5\%$ .  
 Impeller, Max. dia.: 276 mm

Impeller, Min. dia.: 10.87 in / 210 mm  
 Pump inlet, Dia.: 154 mm, DN 150  
 Pump outlet, Dia.: 154 mm, DN 150

Performance data refer to water at 20 °C.  
 NOTE!

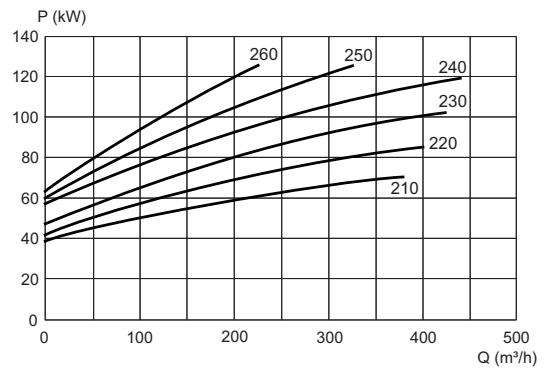
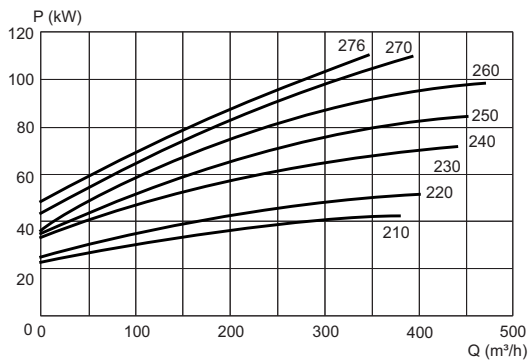
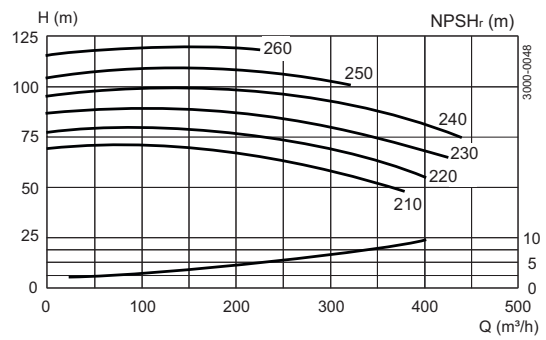
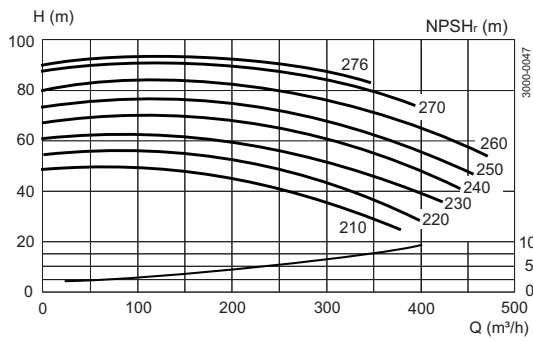
The curves refer to motor: 75 kW, 2970 rpm. asynchr., 50 Hz.  
 For smaller motors, reduce head (H) with: 3%.  
 DO NOT FORGET THE SAFETY FACTOR.

60 Hz  
 Motor: **3600 rpm. synchr.**  
 Tolerance:  $\pm 5\%$ .  
 Impeller, Max. dia.: 260 mm

Impeller, Min. dia.: 210 mm  
 Pump inlet, Dia.: 154 mm, DN 150  
 Pump outlet, Dia.: 154 mm, DN 150

Performance data refer to water at 20 °C.  
 NOTE!

The curves refer to motor: 86 kW, 3570 rpm. asynchr., 60 Hz.  
 For smaller motors, reduce head (H) with: 3%.  
 DO NOT FORGET THE SAFETY FACTOR.



Alfa Laval reserves the right to change specifications without prior notification. ALFA LAVAL is a trademark registered and owned by Alfa Laval Corporate AB.

ESE01529EN 1507

© Alfa Laval

---

**How to contact Alfa Laval**

Contact details for all countries are continually updated on our website. Please visit [www.alfalaval.com](http://www.alfalaval.com) to access the information direct.